

Humans Make Plastic - Do It At Home Pack!

This pack will guide you through your very own Humans Make Plastic workshop - remember thinking differently about what we consume is the aim of the game! Enjoy it, talk and play. Remember to tag us in with your finished art works!

[@camillabrendon](#) [@thamesfestivaltrust](#) and [@lowerregentscoalition](#)

#camillabrendon #humansmakeplastic #totallythames2020

Steps:

- 1) Go to the Humans Make Plastic page on my website read the concept and interviews then listen to the panel discussion to give you food for thought:

<https://www.camillabrendon.com/humans-make-plastic-at-totally-thames>

- 2) Come and meet me and see the artwork *Humans Make Plastic I* at Chisenhale Studios on Friday 11th September, reserve your place [HERE](#).
- 3) Go on your own mini clean or join an organised clean near to where you live. For local clean information:

<https://www.thames21.org.uk/get-involved-2/>

<https://www.sas.org.uk/regions-reps/>

- 4) Go home and clean materials that you'd like to use in your art.
- 5) Get plastic finds, packaging and additional materials together and start making!
- 6) If you'd like to join a Zoom workshop with Camilla sign up [HERE](#).
- 7) Finish and post what you've made!

Before you go on your self lead mini-clean

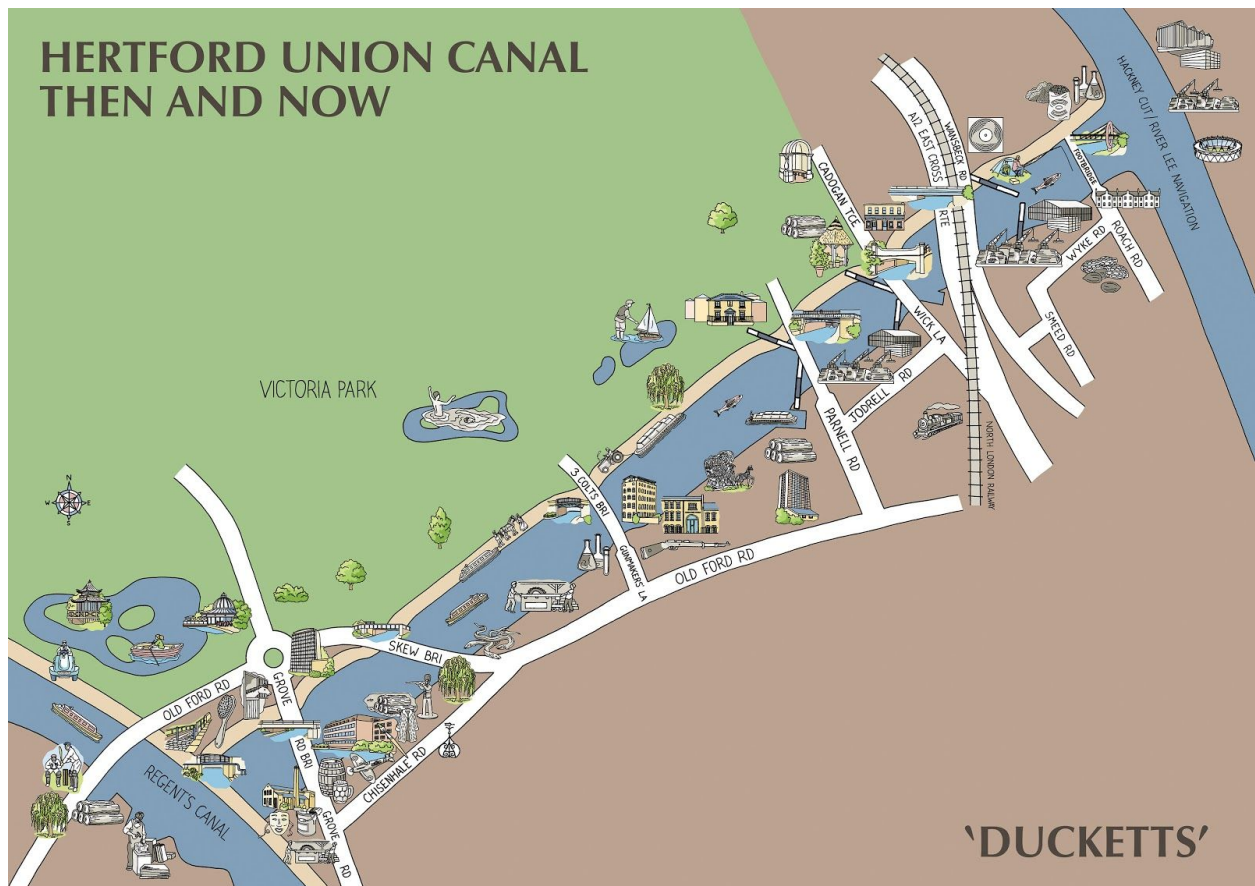
- Make sure you are wearing sensible shoes, boots or trainers, no open toes please.
- Think about where you are going and the conditions you might experience - What will the weather be like? Will there be lots of other people using the area or is it a quieter space? Is it an open space or will you be walking through lots of vegetation (possibly stinging nettles, etc)
- Depending on the conditions, you might wear long sleeves and full length trousers.
- If there are a lot of other people in the area you might consider wearing a brightly-coloured top so you can easily be seen.
- Depending on the weather caps, water, sunscreen, waterproofs and/or extra layers might be needed.


- Wear protective gloves, like gardening gloves and take a litter picker if you have one.

When you get home keep your gloves on to:

- Clean anything you'd like to use in your artwork by rinsing and soaking a few hours or overnight in water with vinegar and bicarbonate of soda or a household cleaning product that contains bleach. If you need to, use an old toothbrush or sponge to scrub off any dirt that has accumulated on any of the pieces.
- After soaking rinse off in clean water and leave to dry.

Here is a map of The Hertford Union or 'Duckets' cut, which is where we will hold the Humans Make Plastic litter pick with The Lower Regents Coalition on Saturday 12th September, reserve your place [HERE](#). If you don't have a blue space near to you why not go to a park for a clean and use this as inspiration!





Plastic finds. This image contains just a few things that I've found on canal towpaths around London.

Think about plastic and how it is overused and how this overuse is linked to the damaging of oceans and all blue spaces.

Time to get making:

It's up to you! Your artwork can be as complicated or simple as you like.

Ideas and tips:

- You can use chicken wire as a frame.
- You can make plastic streamers and use these individually or braid them to attach objects to your artwork and to act as a suspension string for mobiles.
- You can make holes using a leather punch or hole punch, depending on the thickness of what you are working with.
- You can hang artwork using coat hangers.

Tools that you can work with (you can work with all or some of the below, experimentation is the name of the game with Humans Make Plastic):

- Scissors
- Hole punch
- Staple
- String
- Wire
- Chicken Wire

- Marker pens
- Acrylic paint
- Hot glue gun

Humans Make Plastic Visual Aids:

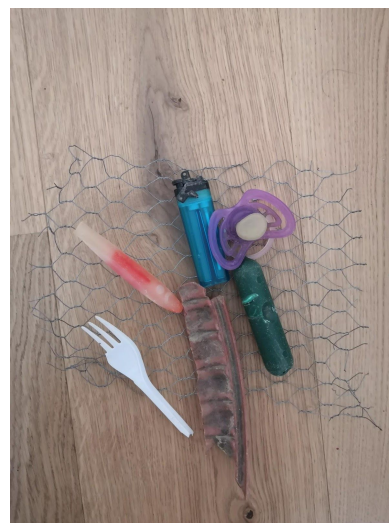
		
Streamers	Ready to braid	Streamer wire weave
		
Different sorts of thin plastics.	Bottle tops gathered on cleans and from around the home. You can make holes in these using a leather hole punch or carefully with a hammer and nail.	Do the hammering on top of card or scrap wood, so that the nail does not damage any surfaces.



Old plastic bottles collected on cleans and around the home. Use scissors to chop them into the size and shape you like.



You can use a hole punch, leather punch or hammer and nail to make holes in a bottle to attach streamers, bottle tops and other plastic finds from your cleans.



Chicken wire is light and easy to bend into forms. I often make shapes inspired by the nature that I see when I'm on cleans. If you're not used to working with wire I advise wearing gardening gloves.



Plastic finds from Thames and Canal cleans.



Wire tied up with fishing rope found on a beach clean.






Streamers close-up the chicken wire and hold in a plastic decoration found on a clean.

Video Links:

Have a look at some tutorials I made to get you started with Humans Make Plastic found at the bottom of the project page for Humans Make Plastic at Totally Thames, [HERE](#).

Previous Humans Make Plastic and Recycled Art Workshops:

		
Humans Make Plastic at Plastic Matter, University of Hertfordshire, 2020.	Humans Make Plastic at Plastic Matter, University of Hertfordshire, 2020.	Humans Make Plastic at Plastic Matter, University of Hertfordshire, 2020.
		
Humans Make Plastic at Plastic Matter, University of Hertfordshire, 2020.	Humans Make Plastic at Plastic Matter, University of Hertfordshire, 2020.	Humans Make Plastic at Here East with UCL, 2018.

		
<p>Unnatural Garden at A.C.A.V.A. Flourish, 2020.</p>	<p>Cost - Hertford Union Canal at Chisenhale Studios, 2019.</p>	<p>Humans Make Plastic at Ocean Action, 2020.</p>

Thanks for taking part! Remember to have fun and let us know what you made and if you have any plans to consume differently after participating in Humans Make Plastic.

**@camillabrendon @totallythames and @lowerregentscoalition
#camillabrendon #humansmakeplastic #totallythames2020**

